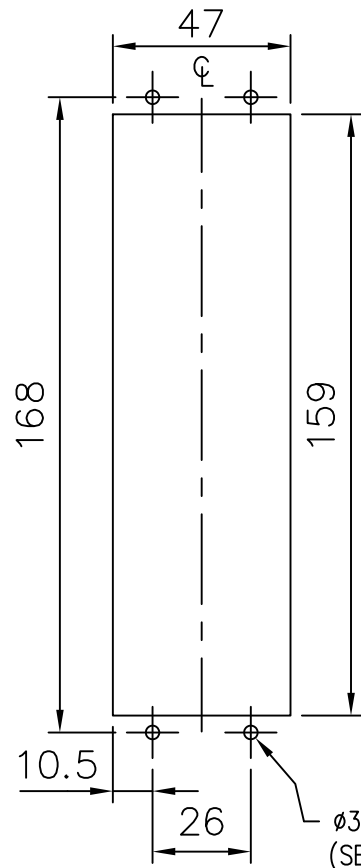
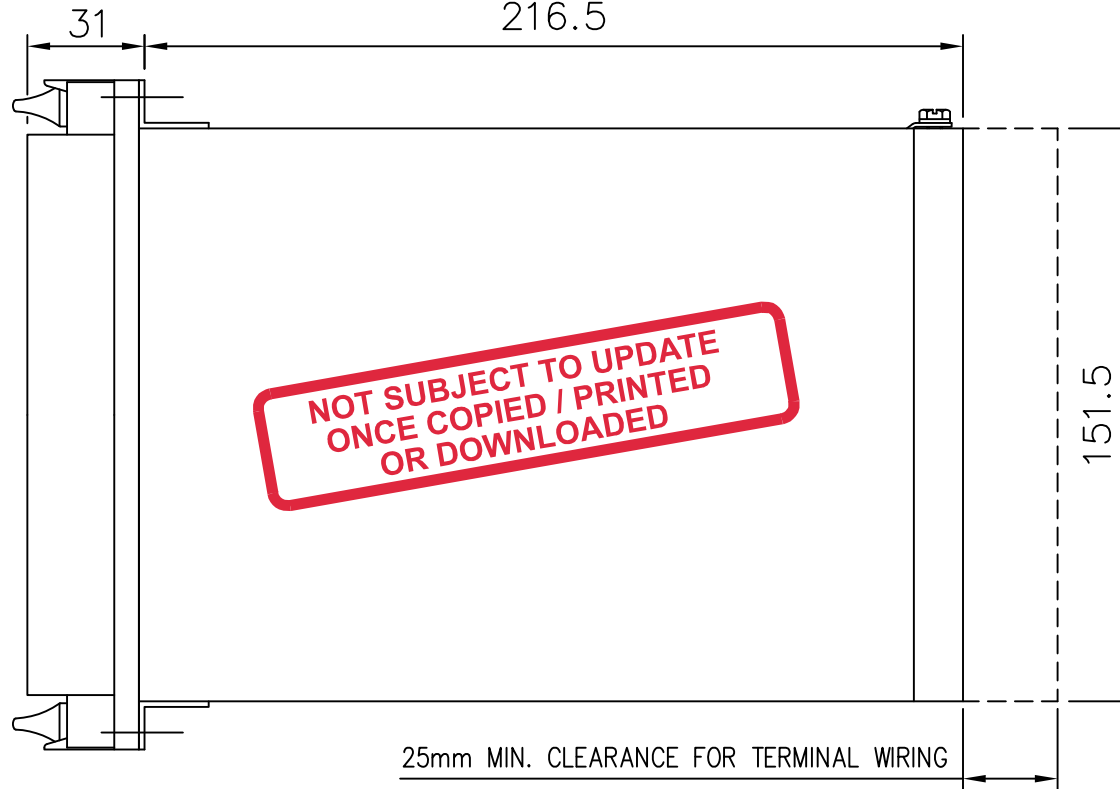


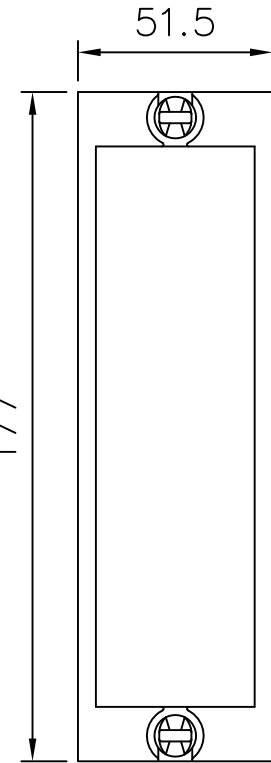
IF IN DOUBT ASK
DO NOT SCALE



PANEL CUT-OUT



**NOT SUBJECT TO UPDATE
ONCE COPIED / PRINTED
OR DOWNLOADED**



DRAWING OFFICE ONLY NOTE

ANY CHANGE TO THIS DRG MUST BE REFLECTED
ON DRG 2995X10017 & CATALOGUE

MATERIAL:

Dimensions in millimetres : Surface texture in micrometres.
Machine where marked ✓
For explanation of dimensions, tolerances, notes etc. see B.S.308.
Limit on untoleranced unmachined dimensions ± _____
Limits on untoleranced machined dimensions to B.S.4500;
i.e. up to 6±0.1; over 30 to 120±0.3; over 315±0.8;
over 6 to 30±0.2; over 120 to 315±0.5;
General unmachined angular tolerance ± _____

Finish: _____
Treatment: _____

Title:
**OVERALL DIMENSIONS AND PANEL DRILLING
FOR EPSILON E2 CASE.**

**Reyrolle Protection
Hebburn.**

Original Scale:
1:2

First used on: _____
Similar Articles: _____
Supersedes: _____
Drg.No.
2995X10002

NOTE:
THE $\phi 3.6$ HOLES ARE FOR M4 THREAD FORMING (TRILOBULAR) SCREWS.
THESE ARE SUPPLIED AS STANDARD AND ARE SUITABLE FOR USE IN
FERROUS/ALUMINIUM PANELS 1.6mm THICK AND ABOVE. FOR OTHER
PANELS, HOLES TO BE M4 CLEARANCE (TYPICALLY $\phi 4.5$) AND RELAYS
MOUNTED USING M4 MACHINE SCREWS, NUTS AND LOCKWASHERS
(SUPPLIED IN PANEL FIXING KIT).

4 RDW	04/06/07	MN95/2883 (AL)
3 RDW	27/09/06	MN95/2462 (ML/RDW)
2	30/7/01	MN95/2125
1	09/07/99	CHANGE
ISSUE	DATE	NOTED

Copyright © 1999 Reyrolle Ltd.

DRAWN: A.LAW	CHECKED:	APPROVED: R.D.WATSON	DATE: 25/01/02	I.E.	OPS.	PCP.	Purch. Spec.	TQ.	EAC	CE.	STD	Δ4h
--------------	----------	----------------------	----------------	------	------	------	--------------	-----	-----	-----	-----	-----